



**DEV
DRISHTI**

Plot No.62, Navde Phase - II, Taloja, Navi Mumbai.



FLAT SPECIFICATIONS

FLOORING

- 2' x 2' Proceleno flooring in entire flat

DOOR

- Wooden doors with sunmica on both sides in every room including bath & toilet with elegant handles and locks.

KITCHEN

- Granite platform with stainless steel sink and ceramic tiles dado upto beam bottom.

WALLS/PAINT

- Internal walls finished with OBD paint.
- Acrylic paint on external walls.

WINDOWS

- Powder Coated aluminum sliding window with Marble window sill.

ELECTRIFICATION

- CableTV/ Telephone point in Livingroom and M. Bedroom.
- Branded concealed copper wiring with MCB/ELCB

TOILETS

- Designer toilets with marble window sill.
- Tiles dado upto beam bottom.
- Concealed plumbing.
- Premium quality C. P. fittings
- Branded Sanitary in Bathroom.

WATER

- Underground and Overhead water tank with adequate storage capacity.


TERRACE

- Special Brickbat Water proofing treatment with China Chips.

PROJECT FEATURES

- Residential cum Commercial project.
- Shops, 1BHK & 2BHK spacious flats.
- Clear Title CIDCO transfer plot.
- Quality Construction with Earthquake resistance RCC structure.
- Excellent Planning with good Lighting and Ventilation.
- Designed Entrance Lobby.
- Lifts of branded make.
- Advance Fire fighting system.
- Power Back up for Lifts and Common Lights.
- Project approved by leading Financial Institutes and Banks.


Note: The developers shall have absolute right and authority to decide the Manufacturer / Make / Size / Colour / Variant of all the above amenities without having any reference or recourse. The purchaser shall not object any selection so made by the developers.



1 BHK FLATS →



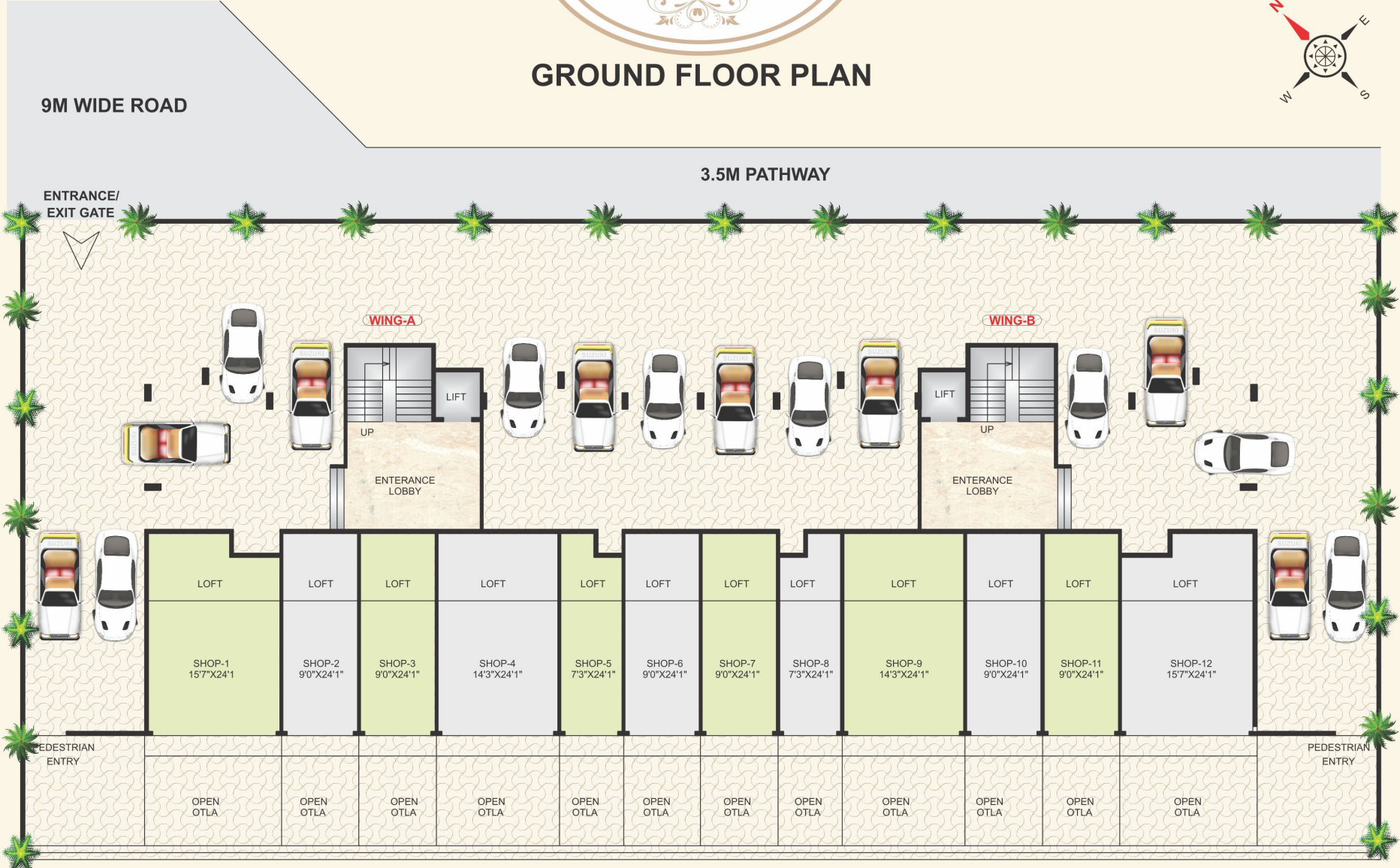
← **2 BHK FLATS**



**DEV
DRISHTI**
Plot No.62, Navde Phase - II, Talaja, Navi Mumbai.



GROUND FLOOR PLAN



9M WIDE ROAD

3.5M PATHWAY

ENTRANCE/
EXIT GATE

WING-A

WING-B

LIFT

LIFT

UP

UP

ENTRANCE
LOBBY

ENTRANCE
LOBBY

LOFT

LOFT

LOFT

LOFT

LOFT

LOFT

LOFT

LOFT

LOFT

LOFT

LOFT

LOFT

SHOP-1
15'7"X24'1"

SHOP-2
9'0"X24'1"

SHOP-3
9'0"X24'1"

SHOP-4
14'3"X24'1"

SHOP-5
7'3"X24'1"

SHOP-6
9'0"X24'1"

SHOP-7
9'0"X24'1"

SHOP-8
7'3"X24'1"

SHOP-9
14'3"X24'1"

SHOP-10
9'0"X24'1"

SHOP-11
9'0"X24'1"

SHOP-12
15'7"X24'1"

PEDESTRIAN
ENTRY

PEDESTRIAN
ENTRY

OPEN
OTLA

OPEN
OTLA

OPEN
OTLA

OPEN
OTLA

OPEN
OTLA

OPEN
OTLA

OPEN
OTLA

OPEN
OTLA

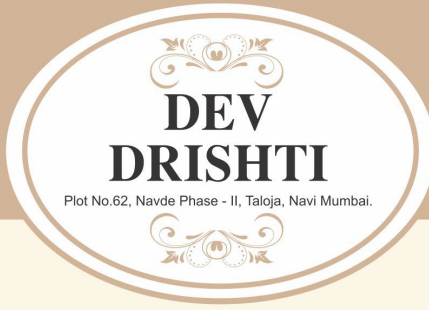
OPEN
OTLA

OPEN
OTLA

OPEN
OTLA

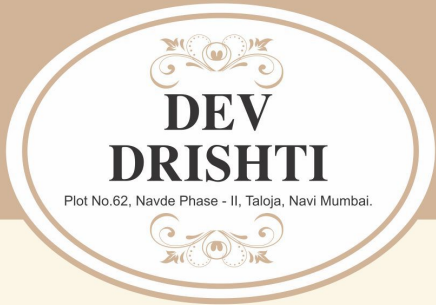
OPEN
OTLA

HIGHWAY FACING




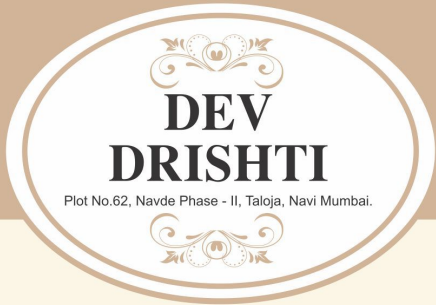
FIFTH FLOOR PLAN



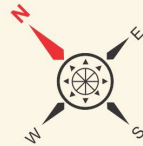


SECOND & SIXTH FLOOR PLAN





SEVENTH FLOOR PLAN



Location Plan



Location Features

- Located off old Mumbai Pune Road (NH4) & Touching Kharghar Node.
- Navade node is also planned by CIDCO.
- Superior Educational & Medical Facilities in proximity.
- 5 Mins. walking distance from Navade Railway Station
- 20 mins. drive to proposed Navi Mumbai International Airport.
- 5 mins. drive from Mumbai - Pune Express Highway.
- Upcoming Asia's largest Central Park, Golf Course, Fun City (like disney world - Sentosa Island) & TATA Hospital lies in the proximity



Project by



DEV KRUPA ENTERPRISES
ENGINEERS & BUILDERS

Site Add. - Plot No.62, Navde Phase - II, Talaja, Navi Mumbai.

Contact No. 9322489436 / 65141139 / 32987069

• Architect - PATEL & ASSOCIATES • R. C. C. Consultants - ASTERUCT • Legal Advisor - ADV. S. M. LAD

All the plans, drawings, amenities, specifications etc. are subject to the approval of the respective authorities. The developers reserve their rights to change the plans, specifications, amenities or features without prior notice or obligation.



DEVELOPER
DEV KRUPA ENTERPRISES

MOB - 9322483402, 9322485441

“ DEV DRISHTI ”
PLOT NO 62, PHASE - 2, NAWADE, NAVI MUMBAI.

ARCHITECT
PATEL & ASSOCIATES